

IMARC Presentation

Jamie Gibson
Managing Director & CEO

30 October 2024



Disclaimers

Disclaimer

These presentation materials and the accompanying verbal presentation (together, the Presentation Materials) have been prepared by Kingsgate Consolidated Limited (Kingsgate or the Company) as at 30 October 2024 and statements are current only as at that date. Information in the Presentation Materials remains subject to change without notice. The Company has no responsibility or obligation to inform you of any matter arising or coming to its notice, after the date of this document, which may affect any matter referred to in this document. By receiving the Presentation Materials, you acknowledge and represent to the Company that you have read, understood and accepted the terms of this disclaimer. It is the responsibility of all recipients of these Presentation Materials to obtain all necessary approvals to receive these Presentation Materials and receipt of the Presentation Materials will be taken by the Company to constitute a representation and warranty that all relevant approvals have been obtained.

Not An Offer

These Presentation Materials are for information purposes only. The Presentation Materials do not comprise a prospectus, product disclosure statement or other offering document under Australian law (and will not be lodged with the Australian Securities and Investments Commission) or any other law. The Presentation Materials also do not constitute or form part of any invitation, offer for sale or subscription or any solicitation for any offer to buy or subscribe for any securities nor shall they or any part of them form the basis of or be relied upon in connection therewith or act as any inducement to enter into any contract or commitment with respect to securities. In particular, these Presentation Materials do not constitute an offer to sell or a solicitation to buy, securities in the United States of America.

Not Investment Advice

The Presentation Materials are not investment or financial product advice (nor tax, accounting or legal advice) and are not intended to be used for the basis of making an investment decision. Recipients should obtain their own advice before making any investment decision.

Competent Persons Statement

The information in this report that relates to exploration results, mineral resources and ore reserves is based on information compiled by Jillian Terry, General Manager Geology and a full-time employee of the Kingsgate Group, a Competent Person who is a Fellow of The Australasian Institute of Mining and Metallurgy. Ms Terry has sufficient experience that is relevant to the style of mineralisation and type of deposit under consideration, and to the activity being undertaken to qualify as a Competent Person as defined in the 2012 Edition of the "Australasian Code for Reporting of Exploration Results, Mineral Resources and Ore Reserves." Ms Terry consents to the inclusion in the report of the matters based on her information in the form and context in which it appears.



Disclaimers (continued)

Summary Information

The Presentation Materials do not purport to be all inclusive or to contain all information about the Company or any of the assets, current or future, of the Company. The Presentation Materials contain summary information about the Company and its activities which is current as at the date of the Presentation Materials. The information in the Presentation Materials is of a general nature and does not purport to contain all the information which a prospective investor may require in evaluating a possible investment in the Company or that would be required in a prospectus or product disclosure statement or other offering document prepared in accordance with the requirements of Australian law or the laws of any other jurisdiction, including the United States of America.

While reasonable care has been taken in relation to the preparation of the Presentation Materials, none of the Company or its directors, officers, employees, contractors, agents, or advisers nor any other person (Limited Party) guarantees or makes any representations or warranties, express or implied, as to or takes responsibility for, the accuracy, reliability, completeness or fairness of the information, opinions, forecasts, reports, estimates and conclusions contained in this document. No Limited Party represents or warrants that this document is complete or that it contains all information about the Company that a prospective investor or purchaser may require in evaluating a possible investment in the Company or acquisition of shares in the Company. To the maximum extent permitted by law, each Limited Party expressly disclaims any and all liability, including, without limitation, any liability arising out of fault or negligence, for any loss arising from the use of or reliance on information contained in this document including representations or warranties or in relation to the accuracy or completeness of the information, statements, opinions, forecasts, reports or other matters, express or implied, contained in, arising out of or derived from, or for omissions from, this document including, without limitation, any financial information, any estimates or projections and any other financial information derived therefrom.

Forward Looking Statement

These materials include forward looking statements. Forward looking statements inherently involve subjective judgement and analysis and are subject to significant uncertainties, risks and contingencies, many of which are outside of the control of, and may be unknown to, the Company. Actual results and developments may vary materially from that expressed in these materials. The types of uncertainties which are relevant to the Company may include, but are not limited to, commodity prices, political uncertainty, changes to the regulatory framework which applies to the business of the Company and general economic conditions. Given these uncertainties, readers are cautioned not to place undue reliance on such forward-looking statements. Forward looking statements in these materials speak only at the date of issue, subject to any continuing obligations under applicable law or any relevant stock exchange.



Corporate Overview

Capital Structure

Market cap¹

A\$358.3

Share price¹

A\$1.39

Shares on issue¹

257.8m

Cash, bullion & doré¹

A\$45.1m

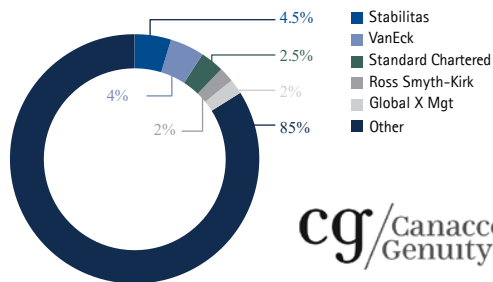
Debt¹

A\$71.1m

Options / Warrants ^{2,3}

~9.5m

Share Register and Research Coverage



cg/Canaccord Genuity WILSONS ADVISORY

Key Assets

Chatree Gold Mine, Thailand



FY25 guidance⁴

80-90koz Au

AISC US\$1,650-

1,800/oz

FY26-28 Outlook⁴

95-120koz Au

AISC US\$1,400-

1,600/oz

Nueva Esperanza Project, Chile



Global undeveloped silver deposit⁵

7th largest

Resources⁶

0.49Moz Au &

83Moz Ag

¹As at 30 September 2024 ²2.5m options on issue with an exercise price A\$2.00 and expiry 12 May 2027. ³6,986,589 warrants on issue with an exercise price of A\$2.07 and expiry 18 January 2027. ⁴ Refer to ASX:KCN release titled "Production Guidance and Outlook", dated 19 September 2024.

⁵ <https://www.mining.com/web/mapped-the-10-largest-undeveloped-silver-deposits-in-the-world/> ⁶ Refer to ASX:KCN release titled "Annual Report to shareholders", dated 16 October 2024. Refer to slide 13 for resource tonnages, grades and confidence classification.

Chatree Gold Mine, Thailand

Strong start to transformation year for the Chatree Gold Mine, with gold production up 67% this quarter⁷



World class gold producing asset, with proven operating history - 1.8Moz gold produced between 2001-2016



Produced 15,819 oz Au and 169,331 oz Ag in Q1, a 67% increase in gold production on the June quarter⁷



Large open pit, low grade, epithermal gold deposit with 1.3Moz of Reserves and 3.4 Moz of Resources⁶ supporting a ~9 year reserve life



Located in the highly prospective Loei Fold Belt in central Thailand



Recently refurbished processing plants, collectively operating above nameplate capacity of + 5 Mtpa⁶



Educated, local Thai workforce provides a competitive advantage with only 2% expats



Focused on continuing to ramp up operations, targeting 80-90koz Au at AISC US\$1,650-1,800/oz in FY25 (with production weighted to H2) and outlook for FY26-28 of 95-120koz Au at AISC US\$1,400-1,600/oz⁴

⁴ Refer to ASX:KCN release titled, "Production Guidance and Outlook", dated 19 September 2024

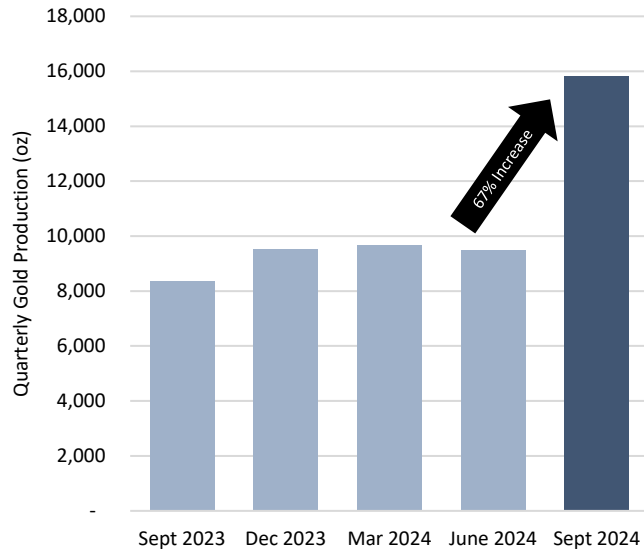
⁶ Refer to ASX:KCN release titled "Annual Report to shareholders", dated 16 October 2024. Refer to slides 12- 13 for reserve and resource tonnages, grades and confidence classification.

⁷ Refer to ASX:KCN release titled, "September 2024 Quarterly Report", dated 30 October 2024.

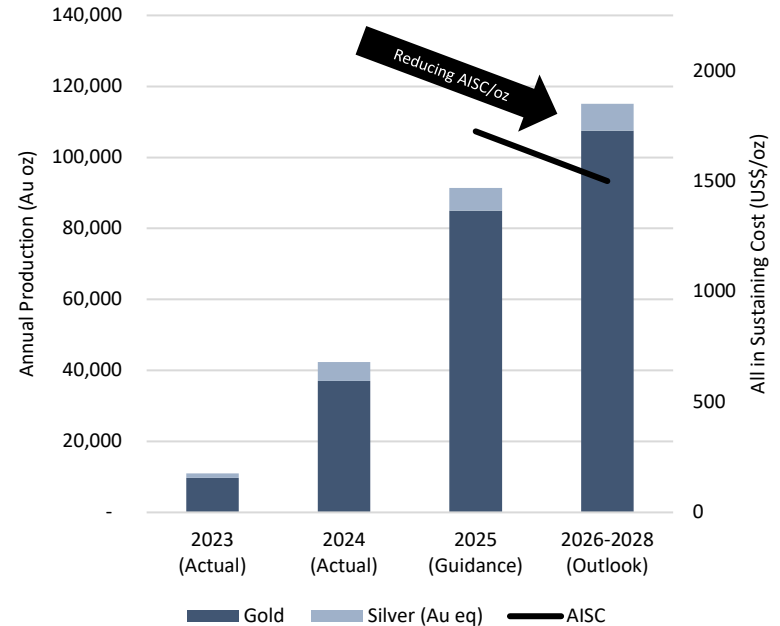


Production Ramp Up Underway at Chatree

Q1 FY25 shows a material quarter on quarter increase driven by higher grade and increased throughput⁷

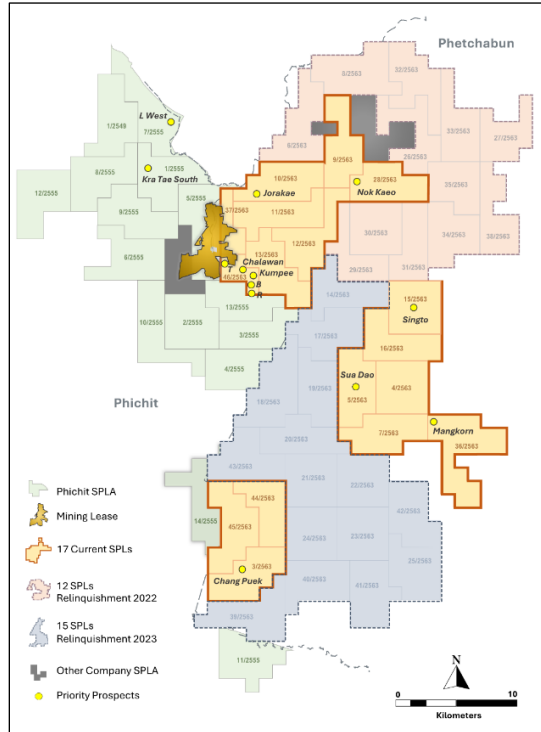


FY25 is a transformational year for Chatree, with production and AISC/oz improvements continuing into the FY26-FY28 outlook⁴



⁴ Refer to ASX:KCN release titled "Production Guidance and Outlook", dated 19 September 2024. Guidance and outlook values in the chart are based on the mid-point of the FY26-28 guidance and outlook range. ⁷ Refer to ASX:KCN release titled, "September 2024 Quarterly Report", dated 30 October 2024.

Kingsgate is focused on the south-eastern prospects which are an extension of the Chatree ore body and located 2-3km from the processing plants⁷



Over 1,200km² exploration potential across 17 active tenements within 20km of Chatree

Planned aggressive exploration program will test upside interpretations of mineral endowment to assess exploration targets, with ~US\$4.3m spend planned in FY25

Metallurgical, geotechnical, structural and hydrogeological programs planned for near mine prospects to quantify modifying factors to grow Chatree's resources and reserves and extend LOM

These prospects (including B-R, Chalawan and Kumpee) are a South-Eastern extension of the Chatree system

Updated resource and reserve estimates for the Chatree A pit area and surrounds is currently being developed by Cube Consulting to be published in the December quarter

The update will incorporate the latest drill and modelling data and inform mining for the next two to three years

In 2025 an updated Resource Estimate for the remaining Chatree ore body and near mine prospects will be undertaken

⁷ Refer to ASX:KCN release titled, "September 2024 Quarterly Report", dated 30 October 2024.

Sustainability & Community

Kingsgate is committed to upholding high ESG standards and operating in a sustainable way that benefits shareholders, employees and communities



Maintained 98% Thai workforce and over 80% local employment



Visited over 2,600 local households



Participated in over 100 village meetings



Conducted a free annual health check for over 450 local residents



Recycled approximately 160 tonnes of waste



Planted approximately 15,000 trees across 12 community forests



Maintained water quality from 16 filtration stations

Nueva Esperanza Development Project, Chile

As operations continue to successfully ramp up at Chatree, Kingsgate has now increased its focus and attention on Nueva Esperanza



A prospective pre-feasibility stage development project, located in the highly endowed Maricunga gold/silver belt of the Atacama Region in Chile



Strong silver market fundamentals support a buoyant outlook, with the silver price up almost 50% since 30 June 2023 with analysts forecasting further increases



Revisiting historical data to plan a targeted exploration program for calendar year 2025, including investigating gold endowment



Resources of 0.49 Moz gold and 83 Moz silver⁶



Updated resource and reserve estimates Estimate are currently being developed by Cube Consulting, to be published in the December quarter



Seventh largest global undeveloped silver deposit⁵



Currently exploring possible all options to unlock value for shareholders, including a separate listing



⁵ <https://www.mining.com/web/mapped-the-10-largest-undeveloped-silver-deposits-in-the-world/>

⁶ Refer to ASX/KCN release titled "Annual Report to shareholders", dated 16 October 2024. Refer to slide 13 for resource tonnages, grades and confidence classification.

The KCN Value Proposition

Production ramp up



Strong start to transformational year at Chatree, with gold production up 67% in Q1 FY25, compared to Q4 FY24⁷



Focused on continuing to ramp up operations, targeting 80-90k oz Au in FY25 at AISC US\$1,650-1,800⁴



Recently refurbished processing plants, collectively operating above nameplate capacity of + 5 Mtpa⁶

Financial strength



Fully funded, US \$35m term facility with Nebari



Tight capital structure by peer comparison and unhedged, exposed to the record gold price



Focused on disciplined capital management and returning cash to shareholders

Unlocking growth



Production growth at Chatree driven by experienced management team – outlook of 95-120k oz Au FY26-28 and AISC of US\$1,400-1,600/oz⁴



Aggressive exploration program underway at Chatree with over 1,200km² of exploration potential and ~US\$4.3m spend planned in FY25



Currently exploring all opportunities to unlock shareholder value from Nueva Esperanza, including a separate listing

⁴ Refer to ASX:KCN release titled, "Production Guidance and Outlook", dated 19 September 2024. ⁶ Refer to ASX:KCN release titled "Annual Report to shareholders", dated 16 October 2024. ⁷ Refer to ASX:KCN release titled, "September 2024 Quarterly Report", dated 30 October 2024



Contact Us

✉ info@kingsgate.com.au

🌐 kingsgate.com.au

🌐 [kingsgate-consolidated-limited](https://www.linkedin.com/company/kingsgate-consolidated-limited)



Group Ore Reserves

As at 30 June 2024, Mineral Resources*⁶, inclusive of Ore Reserves, were estimated to contain 3.88 million ounces of gold and 112.4 million ounces of silver. This represents a decrease from 30 June 2023 of 0.8% gold and 0.4% silver due to mining depletion at Chatree.

| | | | | | | | | | | TOTAL RESOURCES | | | | | | | | | |
|--|--------------------|------|-------|---------------------|------|-------|--------------------|------|-------|-----------------|-------------|-----------------|-------------|--------------|--------------|-----------------|-------------|-------------|--------------|
| | MEASURED RESOURCES | | | INDICATED RESOURCES | | | INFERRED RESOURCES | | | JUNE 2024 | | | | | JUNE 2023 | | | | |
| | Tonnes | | Grade | Tonnes | | Grade | Tonnes | | Grade | Tonnes | Grade | Contained Metal | | Tonnes | Grade | Contained Metal | | | |
| | | Au | Ag | | Au | Ag | | Au | Ag | | Au | Ag | Au | Ag | | Au | Ag | Au | Ag |
| Deposit | Mt | g/t | g/t | Mt | g/t | g/t | Mt | g/t | g/t | Mt | g/t | g/t | Moz | Moz | Mt | g/t | g/t | Moz | Moz |
| CHATREE^{3 4 5} | | | | | | | | | | | | | | | | | | | |
| Open Pit | 66.7 | 0.72 | 6.3 | 49.4 | 0.64 | 5.5 | 40.6 | 0.59 | 4.5 | 156.7 | 0.66 | 5.6 | 3.34 | 28.1 | 163.6 | 0.65 | 5.6 | 3.42 | 29.4 |
| Stockpiles | 3.7 | 0.44 | 7.6 | - | - | - | - | - | - | 3.7 | 0.44 | 7.6 | 0.05 | 0.9 | | | | | |
| NUEVA ESPERANZA^{6 7 8} | | | | | | | | | | | | | | | | | | | |
| Open Pit | 1.6 | 0.01 | 93 | 27.2 | 0.46 | 73 | 10.6 | 0.3 | 43 | 39.4 | 0.39 | 66 | 0.49 | 83.4 | 39.4 | 0.39 | 66 | 0.49 | 83.4 |
| Total Mineral Resources | | | | | | | | | | 199.8 | 0.60 | 17.5 | 3.88 | 112.4 | 203.0 | 0.60 | 17.3 | 3.91 | 112.8 |

⁶ Refer to ASX:KCN release titled "Annual Report to shareholders", dated 16 October 2024.

*Mineral Resources are reported on a 100% basis. Refer to the Mineral Resources table for detailed tonnage, grade and metal content categorised by confidence classification.

Group Mineral Resources



As at 30 June 2024, Ore Reserves**⁶ were estimated to contain 1.55 million ounces of gold and 59.4 million ounces of silver. This represents a decrease from 30 June 2023 of 1.9% gold and 0.5% silver due to mining depletion at Chatree.

| | | | | | | | TOTAL RESOURCES | | | | | | | | | |
|---|--------|-------------------|-----|--------|-----------|-----|-----------------|-------------|-----------|-----------------|-------------|-----------|-------------|-----------|-----------------|-------------|
| PROVED RESERVES | | PROBABLE RESERVES | | | JUNE 2024 | | | | | | JUNE 2023 | | | | | |
| | Tonnes | Grade | | Tonnes | Grade | | Tonnes | Grade | | Contained Metal | | Tonnes | Grade | | Contained Metal | |
| | | Au | Ag | | Au | Ag | | Au | Ag | Au | Ag | | Au | Ag | Au | Ag |
| Deposit | Mt | g/t | g/t | Mt | g/t | g/t | Mt | g/t | g/t | Moz | Moz | Mt | g/t | g/t | Moz | Moz |
| CHATREE^{10 11 12} | | | | | | | | | | | | | | | | |
| Open Pit | 30.9 | 0.85 | 7.6 | 14.5 | 0.78 | 6.7 | 45.3 | 0.82 | 7.3 | 1.20 | 10.7 | 51 | 0.77 | 7.3 | 1.28 | 11.9 |
| Stockpiles | – | – | – | 3.7 | 0.44 | 7.6 | 3.7 | 0.44 | 7.6 | 0.05 | 0.91 | | | | | |
| NUEVA ESPERANZA^{13 14 15} | | | | | | | | | | | | | | | | |
| Open Pit | – | – | – | 17 | 0.5 | 87 | 17 | 0.5 | 87 | 0.3 | 47.8 | 17 | 0.5 | 87 | 0.3 | 47.8 |
| Total Ore Reserves | | | | | | | 66 | 0.72 | 28 | 1.55 | 59.4 | 68 | 0.71 | 27 | 1.58 | 59.7 |

** Ore Reserves are reported on a 100% basis. Refer to the Ore Reserves table for detailed tonnage, grade and metal content categorised by confidence classification. ⁶ Refer to ASX:KCN release titled "Annual Report to shareholders", dated 16 October 2024.

1, 9 All tabulated tonnes, grade and metal information has been rounded to two significant figures to reflect appropriate precision in the estimates and this may cause some apparent discrepancies in totals. 2 Ore delivered to processing facility. 3, 10 Reported on a wet tonnes basis assuming a moisture content of 3%. 4, 11 Chatree metallurgical recoveries: 83.3% Au and 38.7% Ag based on metallurgical testwork and plant performance. 5 Chatree Mineral Resources are reported at a cut-off of 0.30 g/t Au aligned with projected gold and silver price assumptions used to estimate Ore Reserves. 6, 13 Reported on a dry tonnes basis. 7, 14 Nueva Esperanza metallurgical recoveries: 80% Au and 84% Ag based on metallurgical testwork. 8 Nueva Esperanza Mineral Resource cut-off is 0.5 g/t gold equivalent based on long term historical prices of US\$1200/oz for gold and US\$19/oz for silver and combined life of mine average metallurgical recoveries of 80% Au and 84% Ag estimated from testwork using the formula $AuEq (g/t) = Au (g/t) + Ag (g/t) \div 60$. It is Kingsgate's opinion that all elements included in the metal equivalents calculation have reasonable potential to be recovered and sold. 12 Chatree Ore Reserves were estimated using a projected gold price of US\$1700/oz and silver price of US\$22/oz and are reported at a cut-off grade of 0.35 g/t Au. 15 Nueva Esperanza Ore Reserves are based on a floating cut-off grade method. In this method, each Resource block is subjected to a series of estimates to generate revenue and cost fields that are used to determine a breakeven cut-off grade.